








# Cable Gland Sizing Charts

## Cable Gland Sizing Charts

XLPE / PVC / SWA - BS 4567

CABLE GLAND

Conductor Size (mm <sup>2</sup> )	No. of Cores	Approx. Overall Diameter (mm)														
			BW	TPBW & PBW	CW	TPCW & PCW	E1W	E1FW	E1FW-RC							
1.5	2	12.3	20S	20S	20/16	20S	20/16	20/16	20S							
	3	12.8			20S		20S	20S		20S	20S					
	4	14.0														
	5	14.2														
	6	15.2														
	7	15.6														
2.5	2	13.6	20S	20S	20S	20S	20S	20S	20S							
	3	13.6	20	20	20	20	20	20	20							
	4	14.7														
	5	16.3														
	6	17.1														
	7	17.6														
4	2	14.7								20	20	20S	20S	20S	20S	20S
	3	15.3	20	20	20	20	20	20								
	4	16.4														
	5	18.9														
	6	15.9							20			20	20	20	20S	20
6	3	16.6	25	25	25	25	25	25	20							
	4	18.7							20	20	20	20	20			
	5	20.5							25	25	25	25	25	25		
	10	2							18.0	25	25	25	25	25	25	20
		3							18.9							20
4		20.3	25	25	25	25	25									
5		22.0	25	25	25	25	25									
16	2	20.0	32	32	32	32	32	32	20							
	3	21.2							25	25	25	25	25			
	4	22.9							25	25	25	25	25			
	5	28.1							32	32	32	32	32			








Due to cable diameter variances between manufacturers, we strongly advise the cable diameter is checked where possible, prior to purchasing the products.

# Cable Gland Sizing Charts

## Cable Gland Sizing Charts

XLPE / PVC / SWA - BS 4567








CABLE GLAND

Conductor Size (mm <sup>2</sup> )	No. of Cores	Approx. Overall Diameter (mm)							
			BW	TPBW & PBW	CW	TPCW & PCW	E1W	E1FW	E1FW-RC
25	2	24.1	25	25	25	25	25	25	25
	3	26.7	32		32				32
	4	28.9		32	32				
	5	31.0		32	32				
35	2	27.9	32	32	32	32	32	32	32
	3	29.9							
	4	32.1							
	5	35.0	40	40	40	40	40	40	N/A
50	2	25.8	25	25	25	25	25	25	32
	3	28.5	32	32	32	32	32	32	
	4	32.0	40	40	50S	40	50S	40	N/A
	5	40.0							
70	2	29.0	32	32	32	32	32	32	32
	3	32.2	40	40	40	40	40	40	N/A
	4	37.7							
	5	43.3							50S
95	2	33.1	32	32	32	32	32	32	32
	3	37.0	40	40	40	40	40	40	N/A
	4	41.7	50S	N/A	50S	N/A	50S	40	
	5	52.0	50	50	50	50	50	50	
120	2	36.1	40	40	40	40	40	40	N/A
	3	40.4		N/A		N/A	50S		
	4	47.1	50	50	50	50	50		
150	2	39.3	40	40	40	40	40	40	N/A
	3	45.5	50	50	50	50	50S	50	
	4	51.4					50		

Due to cable diameter variances between manufacturers, we strongly advise the cable diameter is checked where possible, prior to purchasing the products.

# Cable Gland Sizing Charts

## Cable Gland Sizing Charts

XLPE / PVC / SWA - BS 4567			CABLE GLAND						
Conductor Size (mm <sup>2</sup> )	No. of Cores	Approx. Overall Diameter (mm)							
			BW	TPBW & PBW	CW	TPCW & PCW	E1W	E1FW	E1FW-RC
185	2	44.7	50S	50	50S	50	50S	50	N/A
	3	49.8	50		50		50		
	4	56.6	63S	63	63S		63S	63	
240	2	49.0	50	50	50	50	50	50	N/A
	3	55.1	63S	63	63S	N/A	63S	63	
	4	63.0	63		63	63	63		
300	2	53.5	63S	N/A	63S	N/A	63S	63	N/A
	3	60.2	63	63	63	63	63		
	4	68.8	75S	75S	75S	N/A	75S	75	
400	2	59.0	63S	63	63S	N/A	63	63	N/A
	3	66.6	75S	75S	75S		75S	75	
	4	78.1	90	N/A	90		75		

Due to cable diameter variances between manufacturers, we strongly advise the cable diameter is checked where possible, prior to purchasing the products.